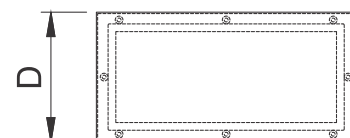


TBB

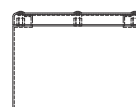
Terminal Box Enclosure Bolted / Distribution Box Enclosure



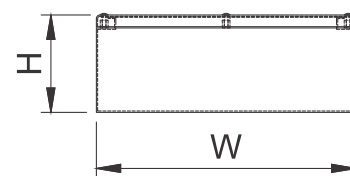
H = Height
W = Width
D = Depth



TOP VIEW



SIDE VIEW



FRONT VIEW

Applications

Terminal Box / Junction Box / Switch Box / Distribution Box / Electronic Housing / Extension Box / MCB Box / Control Box / Any other Utility Box.

Material

MSCRCA / GI / SS 304 / SS 316 / SS 316L

Thickness

1.5 mm / 2 mm / 3 mm

Sizes

Height : 200 mm to 600 mm

Width : 200 mm to 600 mm

Depth : 150 mm to 600 mm

Base : AS per Requirement, Normally
Wall / Machine / Structure Mount

Salient Features

- Enclosure can be customized as per customer drawing.
- Mounting plate can be supplied in GI (120 gsm) / MS CRCA Powder Coated.
- Cable entry holes, cut out can be provided as per customer requirement.
- It can be delivered with Din rail/Mounting plate attachments as per user requirement.
- Powder coating with 7 tank process will be done to required shade. RAL 7032/RAL 7035/RAL 7012 etc.
- Door fixing using nut insert / rivet nut / welded bush.
- Ingress Protection achievable: IP67